



Wichita Clutches and Brakes provide high speed acceleration and deceleration that are essential in today's process equipment.

They are available in a wide variety of designs and mounting configurations and are used extensively around the world by leading OEM's in metalworking, steel, pulp/paper, material handling, paper converting, mining, and energy.

Customer Service & Application Support

1-800-964-3262

www.wichitaclutch.com

P-1723-6-WC 5/19



Low Inertia Air Tube Disc Clutches and Brakes

Air Tube design provides fast response with smooth engagement. Four clutch combinations; four brake combinations. Low inertia design reduces power consumption and heat build up.



CCB Series Clutch/Brakes

These units provide fast, smooth cycling for stamping presses and metal forming equipment by combining a high performance clutch and spring set brake in a compact assembly.



Ball Mill Clutches

Ideal for jogging and inching applications, these clutches are specially designed to provide quick, smooth starts with limited current surge for heavy duty grinding mills.



Coupling Clutches

The standard vent combination clutch/coupling, unaffected by centrifugal force, is designed for reliable in-line power transmission.



Power Take-Off Clutches

Both air tube and mechanically activated PTO's are available in side load and in-line models.



Kopper Kool Clutches & Brakes

These units represent the ultimate design for very high heat dissipation in the most rugged tensioning applications including drawworks. Air actuated and water cooled Kopper Kool models feature a copper disc design.



AquaMaKKs Brakes

The world's most advanced water-cooled brake features a durable air tube design, water channels for balanced flow, and long-lasting friction material applications including drawworks. Air actuated and water cooled Kopper Kool models feature a copper disc design.



Mistral Air-Cooled Tension Brakes

Specifically designed to meet the demanding tensioning requirements of the corrugated industry, Mistral brakes provide consistent tension control and faster line speeds (up to 1480 ft./min.). Torque range exceeding 15,900 in.lbs.



Modevo Air-Cooled Tension Brakes

Modevo brakes provide smooth control at line speeds in excess of 2,000 ft./min. These bi-directional brakes have a high heat dissipation capacity (2.8 - 5 Kw). Torque capacity from 659 lb.ft. to 3,181 lb.ft.



Mesur-Fil Fluid Couplings

Designed to deliver reliable smooth power transmission, specifically in a soft start or overload application. Rated for motors up to 50 HP. They provide smooth soft starts while reducing current draw on the motor by 33%.

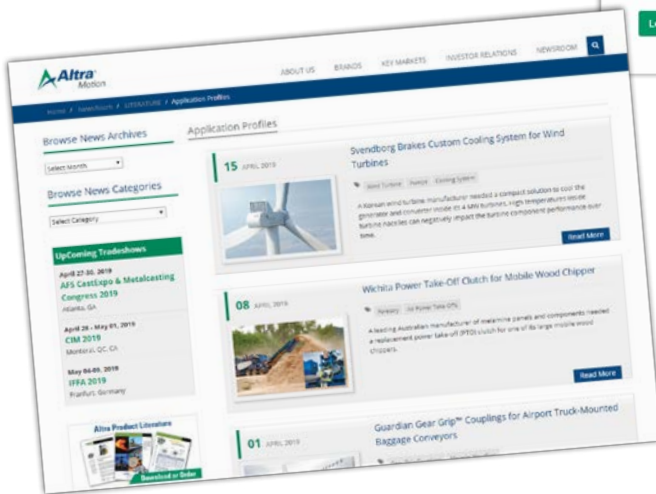
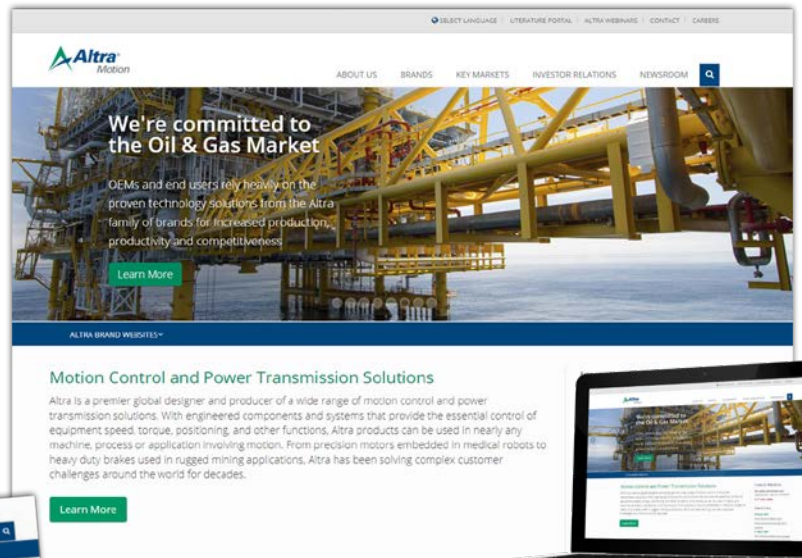
Online Resources

www.altramotion.com

Everything Altra

From the Altra homepage you can connect to all of our brands, and visit our market portals to find solutions for your specific needs.

www.altramotion.com



Get Connected

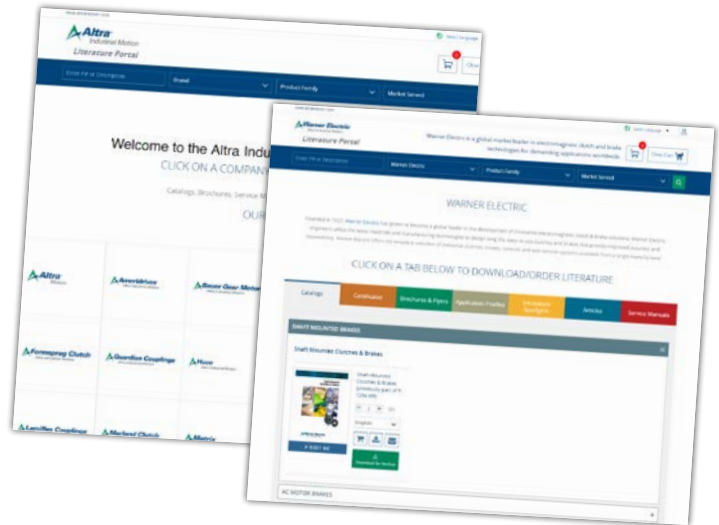
The Altra Newsroom makes it quick and easy for you to get the news you need when you need it. From new literature releases to trade show schedules, the news is at your fingertips 24 hours a day.

www.altramotion.com/newsroom

Literature Portal

Conveniently download and request Altra's latest catalogs, brochures, service manuals and more on the Literature Portal. Find the latest product information to meet your power transmission requirements by going to any Altra brand website and clicking on the Literature tab.

www.altraliterature.com



Creating A Premier Industrial Company

Ameridrives

Bauer Gear Motor

Bibby Turboflex

Boston Gear

Delevan

Delroyd Worm Gear

Deltran

Formsprag Clutch

Guardian Couplings

Huco

Jacobs Vehicle Systems

Kilian

Kollmorgen

Lamiflex Couplings

Marland Clutch

Matrix

Nuttall Gear

Portescap

Stieber

Stromag

Svendborg Brakes

TB Wood's

Thomson

Twiflex

Warner Electric

Warner Linear

Wichita Clutch

Follow **Altra Motion** on:

